

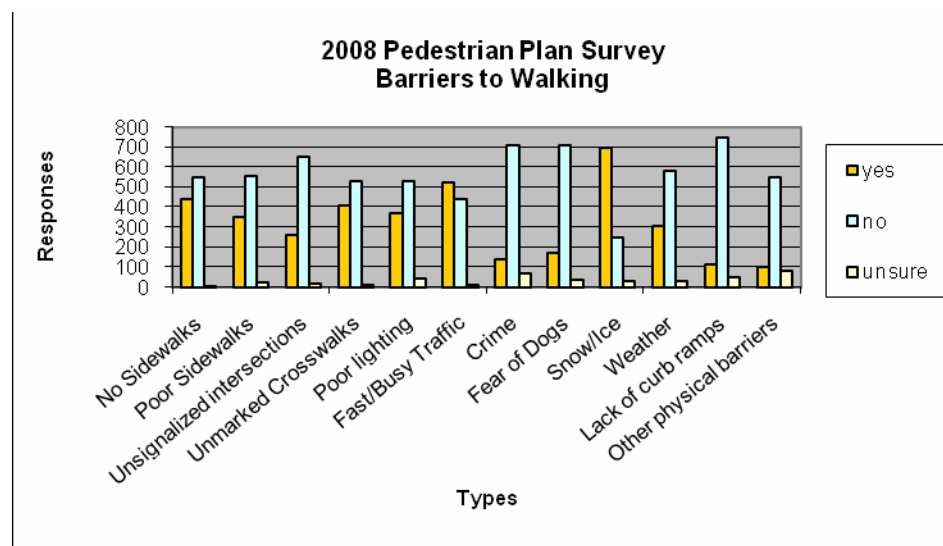
Introduction

This Pedestrian Plan survey was done in order to better understand pedestrian attitudes and behaviors in the Spokane area. Specific topics addressed were why people walk, barriers to walking, and where people walk to. A pedestrian is defined as any person who travels by foot, especially in an area that is also used by vehicles. Pedestrians also include individuals in wheelchairs, using rollerblades and/or skateboards.

The survey was distributed electronically in June 2008 with approximately 1090 respondents. A majority of the survey participants were from the City of Spokane (60%), but it did span most of Spokane County. Average age of participants was 46 years old.

This is the first of a series of surveys that will be used in the development of the Spokane Regional Pedestrian Plan.

Barriers to Walking



- 72% said too much snow and ice are barriers in the winter for walking in their neighborhood.
- 53% said they consider busy traffic to be a barrier.
- 44% said lack of sidewalks are an issue.
- 42% said lack of marked crosswalks is a barrier.

Disabilities were not listed as an option, but they were mentioned as an additional barrier to walking in neighborhoods.

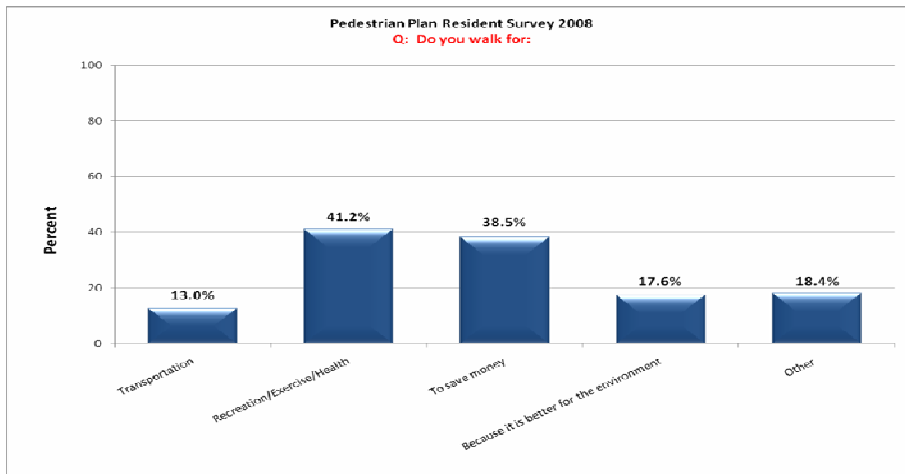
For rural areas without sidewalks, lack of road shoulder room to walk was mentioned as a barrier.

Maintenance of sidewalks is also considered a significant barrier to many respondents and was not listed as an option. Issues included: gravel/ glass on sidewalks, street and sidewalk maintenance in winter months, bushes growing out onto sidewalks, rockslides on sidewalks, homeowners not shoveling in winter, and cars parked on sidewalks. (36)

Reason People Walk

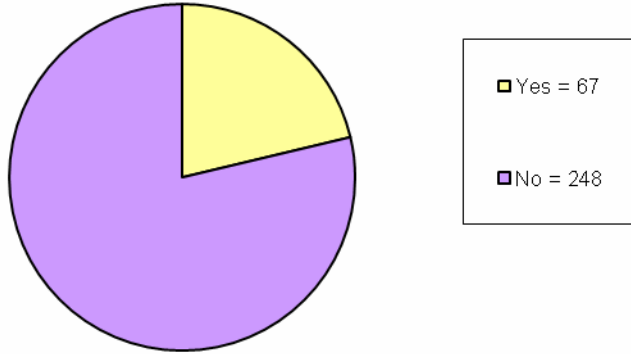
Respondents were asked why they walk and were given the choices of transportation, recreation/exercise/health, to save money, because it is better for the environment, and other. They were allowed to choose one or more of the answers. 128 respondents skipped the question.

10% of respondents list other reasons for walking. Some of the common responses were: to walk the dog (21), because of the social interaction (with neighbors and others) and makes them feel mentally better (19).

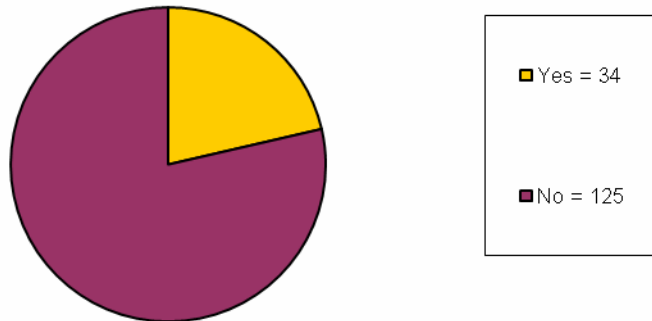


Walking to School

2008 Pedestrian Plan Survey Does your youngest school age child usually walk to school?



2008 Pedestrian Plan Resident Survey 2008 Does your oldest school age child usually walk to school?



Who Walks?

93% of survey participants reported that they have walked near their home or work in the last year. For those who didn't walk, the top reasons were: sidewalk issues (15), mobility issues (10), traffic too busy (6), weather too hot or too cold (4), and lack of time (5).

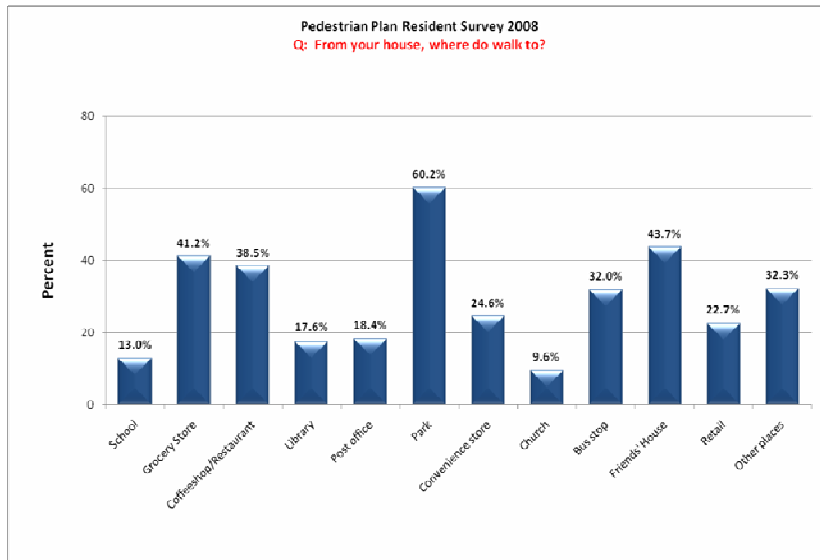
When Do People Walk?

Respondents were asked what seasons they walked in. Participants were allowed to choose one, all or none of the seasons. Results were:

- 99.2% walk in the Spring
- 98.9% walk in the Summer
- 98.1% walk in the Fall
- 64.4% walk in the Winter

The lack of walking in the winter vs. the other seasons could be due to the reported previous barriers to walking in the winter; snow and ice. This could be considered a safety hazard for many.

Walking from Home



Walking from Work

Pedestrian Plan Resident Survey 2008
Q: From your work, where do walk to?

